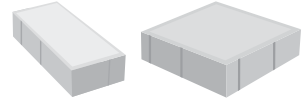


Standard™ *and* **Double Standard™**

Weight 28lbs/sqft
137 kg/m²
Thickness 60 mm
2.36 In



Standard Double Standard

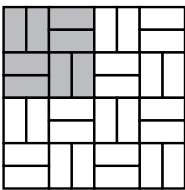
The classic design of the Standard™ interlocking paving stone makes it one of the longest-running and most popular paving stones available. The simple yet elegant design provides the canvas to paint your landscape masterpiece.

Use the Double Standard™ interlocking paving stone to create a clean, beautifully finished look for any project. Use it in conjunction with the Standard™ interlocking paving stone for unlimited design possibilities.


	3.93x7.87" 100X200mm	7.87x7.87" 200x200mm
Sections per Skid	6	6
Square Feet per Section	18	16
Square Feet per Skid	106	94
Stones per Square Foot	4.6	2.3
Stones per Section	81	36
Stones per Skid	477	216
Half Stones per Skid	18	-
Stones per Lineal Foot	3	1.5
Lineal Feet per Section	27	24
Lineal Feet per Skid	163	144
Stones per m ²	49.8	24.74
m ² per Section	1.65	1.46
m ² per Skid	9.85	8.73
Stones per m	9.92	4.96
m per Section	8.29	7.32
m per Skid	49.69	43.89

ALL LINEAR MEASUREMENTS CALCULATED USING THE SHORT-SIDE OF THE STONE.
ALL METRIC-IMPERIAL CONVERSIONS ARE NOMINAL.

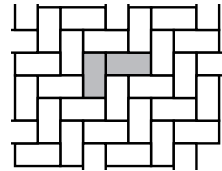
Pattern #1



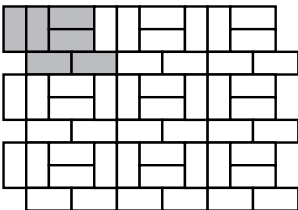
Pattern #2



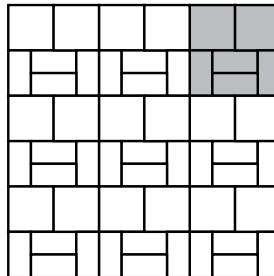
Pattern #3



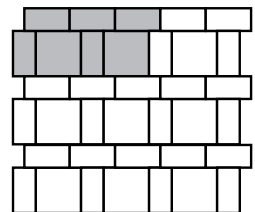
Pattern #4



Pattern #5



Pattern #5



Standard 50%
Double Standard 50%

Standard 56%
Double Standard 44%

*Pattern percentages are estimates based on square-foot.